

# WORD SLAM FAMILY

**THE FAST-PACED WORD-BASED  
GUESSING GAME. SAY IT WITH CARDS!**

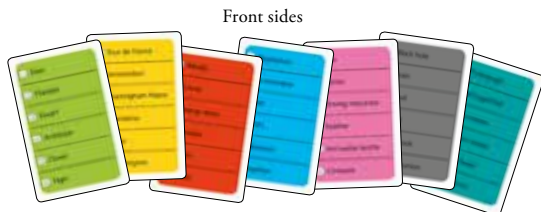
For 3 or more players, ages 10 and up

## OVERVIEW

*“EAT, YELLOW, CIRCLE. Do you mean pancakes? Or pineapple rings? Oh wait, the CIRCLE is DIVIDED? So it’s something that you eat that is yellow and semicircular? Uh, is it, maybe ... a banana?” “Yes, the answer is banana! One point for the Blue Team!”*

# CONTENTS

- **100 Answer cards**  
(with a total of  
600 words in  
seven categories)



Front sides

Back sides



Animals,  
Plants,  
Creatures



Travel,  
Outdoors,  
History



Food &  
Drink



Web &  
Social  
Media



Emotions &  
Miscellaneous



Science,  
Technology,  
Religion



Movies,  
Music,  
Literature

- **210 Story word cards** (105 per team)

*Beige = Nouns, Violet = Verbs, Light green = Adjectives,  
Light blue = Prepositions and other words*



Front sides



Back side  
Orange Team



Back side  
Blue Team

- **2 Box halves, used as a screen**
- **This rulebook**

**NOTE:** The symbols at the bottoms of the story word cards are only to help players sort the cards and have **no** real function in the game.

**NOTE:** Some of the story word cards are marked with a ★ in the corners. This is because the card has two words! Rotate the card so the word you need is upright.



## PREPARATION

- Divide up into **two teams**. It doesn't matter if one team is bigger than the other. The teams should play on opposite sides of a table.
- Clarify now with each other how close your guess needs to be to the answer term to qualify. (e.g., exact like “Tyrannosaurus rex,” or if close enough like just “Tyrannosaurus” is acceptable).
- The oldest player on each team will be the first **storyteller** for their team.
- Each team receives the **105 story word cards** in their respective team color, **Blue** or **Orange**.

### Are you the storytellers? Then this applies to you:

- Place the two halves of the box in the middle of the table so that the inside of one half of the box is facing toward each team. This is your **screen**.

Then put a smartphone on each side as shown in the picture.



- Sort the story word cards by their colors or the symbols on their front sides. Arrange them in four stacks so that you can access them quickly, or spread them out on the table.

### For the other team members:

- Sit or position yourselves so that you will be able to read the words on the story word cards that your team's storyteller will be placing on your side of the screen.

**NOTE:** Below are the standard rules for **four or more players**.  
On pages 7 and 8, you can find special rules for **three players**.

**Introductory game:** Inexperienced players can familiarize themselves with the Word Slam cards and gameplay by playing your first game without the blue, gray, and turquoise categories of answer cards. Shuffle the answer cards from the **red, yellow, green, and pink** categories and place them face down (that is with the icons facing up). Then draw the top three answer cards from each category.


These 12 answer cards make up the **draw pile**. Shuffle them again, and place them face down next to the screen so that they are within reach of the first two storytellers. Draw one **extra answer card** and place it face down on the other side of the screen. Remove all remaining answer cards from the game.

## GAME PLAY

A game consists of several consecutive rounds. In the introductory game, there are 12 rounds. A round progresses as follow:

The blue team's storyteller pulls the top card from the answer card pile. This is the **active answer card**. The **number in the square** on the front of the **next answer card** in the pile (now on top) indicates which term from your active answer card you need to get your team members to guess. The blue team's storyteller looks at the active answer card and then hands it over to the orange team's storyteller. Make sure that only you can see the terms on the answer card, and no one else from your team can see them!

**EXAMPLE:** *The next answer card shows a 6. In this round, you must get your team to guess the word "Tiger."*



**NOTE:** Do the storytellers agree that the term is **too difficult** or **unknown**? If so, the storytellers can decide to choose a different term.

If you both know the answer term, place the answer card **face down** next to the draw pile. Now give the command to start: The blue team's storyteller calls out "**WORD,**" and orange team's storyteller responds with "**SLAM.**" Let the guessing begin!

As the storyteller, you tell a story to communicate the answer term to your team with the help of your story word cards. Quickly search through the four stacks of story word cards and pull out the cards that you believe will lead your team to guess the answer term. Place these cards on your team's side of the screen. Your team members are free to talk and consult aloud with each other.

### **Important Rules for the Storytellers:**

- You may not speak, sing, hum, or make any other sounds. Pantomiming, gesturing, nodding, or acting out words is also forbidden. You may use only the story word cards to communicate. You may not partially cover words on the story word cards so that letters or word fragments of the answer are revealed.
- You may place cards on your side of the screen in any order. You may reorder them, remove them, and place new cards at any time. You may also point to a story word card if it is particularly important. If the answer term is a two-part word, you may, for example, explain the first word on one row and the second word on a second row.
- You may use as many story word cards as you want and as can fit behind the screen. If you want, you can also expand your screen through the use of items such as books and other game boxes.
- If no team is successful, end the round and remove the card from the game.

**NOTE:** Is the round taking too long? Then the storytellers can decide at any time to limit the remaining time. Just start the timer on your smartphone for 60 seconds. Now both teams have as much time to guess the answer as it takes until the timer goes off.

### **Important Rules for the Guessing Team Members:**

- Do not start until your team's storyteller has placed the first story word card in front one of your team's screen.
- It is forbidden to send spies to the opposing team! Of course, you are allowed to listen to what terms the opposing team calls out. Maybe that will help you to get to the term you are looking for faster.

As soon as a team guesses the answer correctly, the round ends. The winning team receives the answer card and places it face down on their side of the table.

## **NEXT ROUNDS**

The storyteller role on each team shifts to the team member who is to the left of the current storyteller (i.e., in a clockwise direction). A new answer term is picked. The orange team's storyteller calls out "**WORD,**" and blue team's storyteller responds with "**SLAM.**" The round progresses as before.

## **GAME END**

For the last answer card in the draw pile, use the number in the square on the **extra answer card** that was set aside at the start of the game to determine which term you use. The game ends after you have played the last answer card in the draw pile. The team that has collected the most answer cards wins. If there is a tie, draw a tie-breaker answer card from

the answer cards that were removed at the start of the game. Again, use the number on the extra answer card you set aside at the start of the game to determine which term you use. Play through this tie-breaker round. The team that guesses the answer correctly in this round wins the game.

### **DETAILED EXAMPLE:**

Suppose the answer term is **banana**. The blue storyteller searches for the **EAT** story word card, and displays it. The blue team guesses **food, pizza, apple, and spaghetti**. The orange storyteller displays the cards **YELLOW** and **PLANT**. Because the orange team heard the blue team guessing foods, they suspect that the answer might be a yellow plant that is edible, so they guess **pineapple, corn, and lemon**. The blue storyteller then displays **CIRCLE** and **DIVIDED** and the orange storyteller displays **EAT**. The blue team guesses that the item is semicircular and says **banana**, the correct answer, and wins the round. The next round begins.

**If you have already played the introductory game, use the following number of answer cards from all seven categories:**

for 3 players	for 4 – 5 players	for 6+ players
15 answer cards	21 answer cards	25 answer cards

## **RULES FOR THREE PLAYERS**

**The game rules are the same except for the following changes:**


- You play with only one set of story word cards (blue or orange).
- There is only one storyteller.
- The storyteller always starts a two-minute timer before he or she starts displaying story word cards.
- If the answer is guessed correctly before the time runs out, the player

who guessed the answer gets that answer card. In addition, the storyteller takes a card from the draw pile of answer cards that are not being used in the current game.

- If the answer is not guessed correctly before the time runs out, remove that answer card from the game. Subsequently, the role of the storyteller shifts in a clockwise direction and a new round begins.

## USING THE GAME WITH OTHER VERSIONS OF WORD SLAM:

You can play Word Slam Family completely on its own. However, if you have other versions of Word Slam, you can mix the answer or story word cards as much as you like and use them as an expansion.



### The Authors:

Inka & Markus Brand live with their children Lukas and Emely in Gummersbach, Germany.

They have published many children's and family games together and have won numerous prizes.

**Authors:** Inka & Markus Brand;  
**Editor:** Michael Sieber-Baskal; **Design:** Fiore GmbH; **English Editing:** Ted McGuire, Camille Duhamel;  
**Additional Graphics:** Dan Freitas  
**Inka and Markus and Kosmos would like to thank all of the test players and the rule readers.**

© 2018 Franckh-Kosmos Verlags-GmbH & Co. KG  
Pflizerstr. 5-7, D-70184 Stuttgart, Germany  
Phone: +49 711 2191-0; Web: kosmos.de

© 2018 Thames & Kosmos, LLC, Providence, RI, USA  
Thames & Kosmos® is a registered trademark of Thames & Kosmos, LLC.  
All rights reserved.

Distributed in North America by Thames & Kosmos, LLC.  
Providence, RI 02903  
Phone: 800-587-2872; Web: thamesandkosmos.com

Distributed in United Kingdom by Thames & Kosmos UK L.P.  
Cranbrook, Kent TN17 3HE  
Phone: 01580 713000; Web: www.thamesandkosmos.co.uk

Printed in Germany